


4318 m.

## MICHELIN® GRAND PRIX OF STYRIA

## Free Practice Nr. 2

## Classification

6

		Rider	Nation	Team	Motorcycle	Time	Lap Total	Gap	Top Speed
1	32	Lorenzo SAVADORI	ITA	Aprilia Racing Team Gresini	APRILIA	<b>1'31.304</b>	15 19		<b>299.1</b>
2	5	Johann ZARCO	FRA	Pramac Racing	DUCATI	<b>1'31.458</b>	21 21	0.154 0.154	<b>304.2</b>
3	36	Joan MIR	SPA	Team SUZUKI ECSTAR	SUZUKI	<b>1'31.566</b>	18 18	0.262 0.108	<b>303.3</b>
4	63	Francesco BAGNAIA	ITA	Ducati Lenovo Team	DUCATI	<b>1'32.182</b>	21 21	0.878 0.616	<b>309.4</b>
5	41	Aleix ESPARGARO	SPA	Aprilia Racing Team Gresini	APRILIA	<b>1'32.231</b>	12 12	0.927 0.049	<b>299.1</b>
6	42	Alex RINS	SPA	Team SUZUKI ECSTAR	SUZUKI	<b>1'32.311</b>	18 18	1.007 0.080	<b>303.3</b>
7	73	Alex MARQUEZ	SPA	LCR Honda CASTROL	HONDA	<b>1'32.445</b>	16 16	1.141 0.134	<b>305.0</b>
8	27	Iker LECUONA	SPA	Tech 3 KTM Factory Racing	KTM	<b>1'32.543</b>	18 20	1.239 0.098	<b>300.0</b>
9	12	Maverick VIÑALES	SPA	Monster Energy Yamaha MotoGP	YAMAHA	<b>1'32.685</b>	10 13	1.381 0.142	<b>299.1</b>
10	93	Marc MARQUEZ	SPA	Repsol Honda Team	HONDA	<b>1'32.841</b>	11 14	1.537 0.156	<b>302.5</b>
11	23	Enea BASTIANINI	ITA	Avintia Esponsorama	DUCATI	<b>1'33.024</b>	21 21	1.720 0.183	<b>303.3</b>
12	10	Luca MARINI	ITA	SKY VR46 Avintia	DUCATI	<b>1'33.152</b>	16 18	1.848 0.128	<b>300.8</b>
13	44	PoI ESPARGARO	SPA	Repsol Honda Team	HONDA	<b>1'33.415</b>	10 16	2.111 0.263	<b>307.6</b>
14	43	Jack MILLER	AUS	Ducati Lenovo Team	DUCATI	<b>1'33.453</b>	9 14	2.149 0.038	<b>305.0</b>
15	20	Fabio QUARTARARO	FRA	Monster Energy Yamaha MotoGP	YAMAHA	<b>1'33.498</b>	16 18	2.194 0.045	<b>297.5</b>
16	33	Brad BINDER	RSA	Red Bull KTM Factory Racing	KTM	<b>1'33.589</b>	19 19	2.285 0.091	<b>304.2</b>
17	30	Takaaki NAKAGAMI	JPN	LCR Honda IDEMITSU	HONDA	<b>1'33.658</b>	14 15	2.354 0.069	<b>301.6</b>
18	9	Danilo PETRUCCI	ITA	Tech 3 KTM Factory Racing	KTM	<b>1'33.684</b>	11 15	2.380 0.026	<b>295.8</b>
19	89	Jorge MARTIN	SPA	Pramac Racing	DUCATI	<b>1'33.906</b>	20 20	2.602 0.222	<b>307.6</b>
20	35	Cal CRUTCHLOW	GBR	Petronas Yamaha SRT	YAMAHA	<b>1'33.954</b>	18 19	2.650 0.048	<b>298.3</b>
21	26	Dani PEDROSA	SPA	Red Bull KTM Factory Racing	KTM	<b>1'33.954</b>	15 17	2.650	<b>295.8</b>
22	46	Valentino ROSSI	ITA	Petronas Yamaha SRT	YAMAHA	<b>1'34.582</b>	15 20	3.278 0.628	<b>298.3</b>
<b>Not Classified</b>									
	88	Miguel OLIVEIRA	POR	Red Bull KTM Factory Racing	KTM				

Practice condition: **Wet**

Air: 20°

Humidity: 61%

Ground: 22°

<b>Fastest Lap:</b>	Lap: 15	<b>Lorenzo SAVADORI</b>	<b>1'31.304</b>	170.2 Km/h
<b>Best Race Lap:</b>	2019	<b>Andrea DOVIZIOSO</b>	<b>1'23.827</b>	185.4 Km/h
<b>All Time Lap Record:</b>	2019	<b>Marc MARQUEZ</b>	<b>1'23.027</b>	187.2 Km/h

The results are provisional until the end of the limit for protest and appeals.

Time limit for protest expires 30' after publication of the results - ..... Time: .....

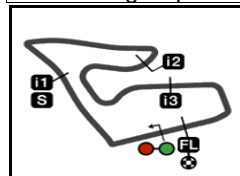
These data/results cannot be reproduced, stored and/or transmitted in whole or in part by any manner of electronic, mechanical, photocopying, recording, broadcasting or otherwise now known or herein after developed without the previous express consent by the copyright owner, except for reproduction in daily press and regular printed publications on sale to the public within 60 days of the event related to those data/results and always provided that copyright symbol appears together as follows below.

© DORNA, 2021

Official MotoGP Timing by TISSOT  
www.motogp.com

Spielberg, Friday, August 06, 2021






4318 m.

## MICHELIN® GRAND PRIX OF STYRIA

## Free Practice Nr. 2

## Combined Free Practice Times

7

	Rider	Nation	Team	MOTORCYCLE	FP1	FP2	Gap
1	30 T.NAKAGAMI	JPN	LCR Honda IDEMITSU	HONDA	<b>1'23.805</b>	22	1'33.658 14
2	36 J.MIR	SPA	Team SUZUKI ECSTAR	SUZUKI	<b>1'23.881</b>	21	1'31.566 18 0.076 0.076
3	41 A.ESPARGARO	SPA	Aprilia Racing Team Gresini	APRILIA	<b>1'24.183</b>	20	1'32.231 12 0.378 0.302
4	42 A.RINS	SPA	Team SUZUKI ECSTAR	SUZUKI	<b>1'24.221</b>	22	1'32.311 18 0.416 0.038
5	44 P.ESPARGARO	SPA	Repsol Honda Team	HONDA	<b>1'24.254</b>	22	1'33.415 10 0.449 0.033
6	93 M.MARQUEZ	SPA	Repsol Honda Team	HONDA	<b>1'24.475</b>	14	1'32.841 11 0.670 0.221
7	12 M.VIÑALES	SPA	Monster Energy Yamaha MotoGP	YAMAHA	<b>1'24.492</b>	19	1'32.685 10 0.687 0.017
8	20 F.QUARTARARO	FRA	Monster Energy Yamaha MotoGP	YAMAHA	<b>1'24.580</b>	7	1'33.498 16 0.775 0.088
9	5 J.ZARCO	FRA	Pramac Racing	DUCATI	<b>1'24.580</b>	22	1'31.458 21 0.775
10	43 J.MILLER	AUS	Ducati Lenovo Team	DUCATI	<b>1'24.827</b>	21	1'33.453 9 1.022 0.247
11	26 D.PEDROSA	SPA	Red Bull KTM Factory Racing	KTM	<b>1'24.850</b>	20	1'33.954 15 1.045 0.023
12	63 F.BAGNAIA	ITA	Ducati Lenovo Team	DUCATI	<b>1'24.915</b>	20	1'32.182 21 1.110 0.065
13	73 A.MARQUEZ	SPA	LCR Honda CASTROL	HONDA	<b>1'24.959</b>	8	1'32.445 16 1.154 0.044
14	10 L.MARINI	ITA	SKY VR46 Avintia	DUCATI	<b>1'25.207</b>	20	1'33.152 16 1.402 0.248
15	88 M.OLIVEIRA	POR	Red Bull KTM Factory Racing	KTM	<b>1'25.238</b>	12	1.433 0.031
16	46 V.ROSSI	ITA	Petronas Yamaha SRT	YAMAHA	<b>1'25.264</b>	15	1'34.582 15 1.459 0.026
17	89 J.MARTIN	SPA	Pramac Racing	DUCATI	<b>1'25.316</b>	22	1'33.906 20 1.511 0.052
18	33 B.BINDER	RSA	Red Bull KTM Factory Racing	KTM	<b>1'25.317</b>	13	1'33.589 19 1.512 0.001
19	9 D.PETRUCCI	ITA	Tech 3 KTM Factory Racing	KTM	<b>1'25.409</b>	8	1'33.684 11 1.604 0.092
20	27 I.LECUONA	SPA	Tech 3 KTM Factory Racing	KTM	<b>1'25.499</b>	19	1'32.543 18 1.694 0.090
21	23 E.BASTIANINI	ITA	Avintia Esponsorama	DUCATI	<b>1'25.585</b>	9	1'33.024 21 1.780 0.086
22	32 L.SAVADORI	ITA	Aprilia Racing Team Gresini	APRILIA	<b>1'25.793</b>	18	1'31.304 15 1.988 0.208
23	35 C.CRUTCHLOW	GBR	Petronas Yamaha SRT	YAMAHA	<b>1'26.090</b>	12	1'33.954 18 2.285 0.297

<b>Pole Position Record:</b>	2019	<b>Marc MARQUEZ</b>	<b>1'23.027</b>	187.2 Km/h
<b>Best Race Lap:</b>	2019	<b>Andrea DOVIZIOSO</b>	<b>1'23.827</b>	185.4 Km/h
<b>All Time Lap Record:</b>	2019	<b>Marc MARQUEZ</b>	<b>1'23.027</b>	187.2 Km/h

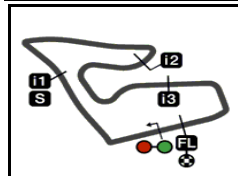
The results are provisional until the end of the limit for protest and appeals.

Time limit for protest expires 60' after publication of the results - ..... Time: .....

These data/results cannot be reproduced, stored and/or transmitted in whole or in part by any manner of electronic, mechanical, photocopying, recording, broadcasting or otherwise now known or herein after developed without the previous express consent by the copyright owner, except for reproduction in daily press and regular printed publications on sale to the public within 60 days of the event related to those data/results and always provided that copyright symbol appears together as follows below.

© DORNA, 2021





4318 m.

## MICHELIN® GRAND PRIX OF STYRIA

## Free Practice Nr. 2

## Top Speed &amp; Average

8



Rider	Nation	Motorcycle	Top 5 speeds					Average	Top
63 <b>Francesco BAGNAIA</b>	ITA	DUCATI	309.4	308.5	308.5	307.6	306.8	307.9	<b>309.4</b>
44 <b>Po ESPARGARO</b>	SPA	HONDA	307.6	305.9	304.2	302.5	299.1	303.9	<b>307.6</b>
89 <b>Jorge MARTIN</b>	SPA	DUCATI	307.6	306.8	306.8	305.9	304.2	306.3	<b>307.6</b>
43 <b>Jack MILLER</b>	AUS	DUCATI	305.0	303.3	302.5	302.5	302.5	303.2	<b>305.0</b>
73 <b>Alex MARQUEZ</b>	SPA	HONDA	305.0	304.2	299.1	297.5	297.5	300.7	<b>305.0</b>
5 <b>Johann ZARCO</b>	FRA	DUCATI	304.2	304.2	303.3	301.6	300.8	302.5	<b>304.2</b>
33 <b>Brad BINDER</b>	RSA	KTM	304.2	298.3	297.5	297.5	297.5	299.0	<b>304.2</b>
23 <b>Enea BASTIANINI</b>	ITA	DUCATI	303.3	301.6	299.1	298.3	298.3	300.1	<b>303.3</b>
36 <b>Joan MIR</b>	SPA	SUZUKI	303.3	302.5	302.5	297.5	297.5	300.1	<b>303.3</b>
42 <b>Alex RINS</b>	SPA	SUZUKI	303.3	296.7	295.8	294.2	293.4	296.7	<b>303.3</b>
93 <b>Marc MARQUEZ</b>	SPA	HONDA	302.5	300.8	300.8	300.0	300.0	300.8	<b>302.5</b>
30 <b>Takaaki NAKAGAMI</b>	JPN	HONDA	301.6	300.0	300.0	298.3	297.5	299.5	<b>301.6</b>
10 <b>Luca MARINI</b>	ITA	DUCATI	300.8	300.8	298.3	297.5	296.7	298.8	<b>300.8</b>
27 <b>Iker LECUONA</b>	SPA	KTM	300.0	298.3	298.3	295.8	292.6	297.0	<b>300.0</b>
12 <b>Maverick VIÑALES</b>	SPA	YAMAHA	299.1	299.1	298.3	297.5	295.8	298.0	<b>299.1</b>
32 <b>Lorenzo SAVADORI</b>	ITA	APRILIA	299.1	298.3	297.5	296.7	295.0	296.7	<b>299.1</b>
41 <b>Aleix ESPARGARO</b>	SPA	APRILIA	299.1	297.5	296.7	292.6	292.6	295.7	<b>299.1</b>
35 <b>Cal CRUTCHLOW</b>	GBR	YAMAHA	298.3	297.5	297.5	296.7	296.7	297.3	<b>298.3</b>
46 <b>Valentino ROSSI</b>	ITA	YAMAHA	298.3	295.8	295.0	294.2	293.4	295.0	<b>298.3</b>
20 <b>Fabio QUARTARARO</b>	FRA	YAMAHA	297.5	296.7	296.7	294.2	291.8	295.4	<b>297.5</b>
9 <b>Danilo PETRUCCI</b>	ITA	KTM	295.8	295.0	295.0	294.2	293.4	294.7	<b>295.8</b>
26 <b>Dani PEDROSA</b>	SPA	KTM	295.8	294.2	291.8	288.7	288.0	291.7	<b>295.8</b>
88 <b>Miguel OLIVEIRA</b>	POR	KTM	222.6					222.6	<b>222.6</b>

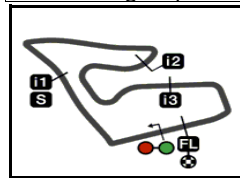
These data/results cannot be reproduced, stored and/or transmitted in whole or in part by any manner of electronic, mechanical, photocopying, recording, broadcasting or otherwise now known or herein after developed without the previous express consent by the copyright owner, except for reproduction in daily press and regular printed publications on sale to the public within 60 days of the event related to those data/results and always provided that copyright symbol appears together as follows below.

© DORNA, 2021

Official MotoGP Timing by TISSOT  
www.motogp.com



Spielberg, Friday, August 06, 2021



4318 m.

## MICHELIN® GRAND PRIX OF STYRIA

## Free Practice Nr. 2

## Chronological Analysis of Performances

9

\* Lap / Sector time cancelled

T1 Time from finish line to 1st intermediate

T3 Time from 2nd intermed. to 3rd intermed.

P Crossing the finish line in pit lane

T2 Time from 1st intermed. to 2nd intermed.

T4 Time from 3rd intermediate to finish line

\*\*Tyre data subject to further updates

Lap	Lap Time	T1	T2	T3	T4	Speed	Lap	Lap Time	T1	T2	T3	T4	Speed	
<b>1st</b>	<b>32</b>	<b>Lorenzo SAVADORI</b> APRILIA ITA						10	<b>1'33.523</b>	18.784	29.688	26.526	18.525	295.8
		Aprilia Racing Team Gresini						11	<b>1'36.894</b>	18.867	30.099	28.778	19.150	300.8
		Runs=2 Total laps=19 Full laps=13						12	<b>1'33.525</b>	18.779	29.666	26.548	18.532	300.0
Run #	1	Front Tyre	Wet-Soft	Rear Tyre	Wet-Soft									
		New Tyre		New Tyre										
1	5'53.052	*	11.922	37.879	31.222	20.863*	246.5							
2	<b>1'41.146</b>		20.148	32.450	28.611	19.937	276.2							
3	<b>1'38.743</b>		19.973	31.269	28.142	19.359	267.9							
4	<b>1'36.739</b>		19.311	30.476	27.848	19.104	273.4							
5	<b>1'35.956</b>		19.114	30.355	27.710	18.777	280.5							
6	<b>1'35.016</b>		18.909	29.996	27.430	18.681	287.2							
7	<b>1'34.949</b>		18.847	29.737	27.646	18.719	285.7							
8	1'50.639	P	24.604	33.247	28.175	24.613	233.7							
Run #	2	Front Tyre	Wet-Medium	Rear Tyre	Wet-Soft									
		New Tyre		New Tyre										
		8 Laps at start		8 Laps at start										
9	8'53.922		12.363	32.314	27.805	18.697	258.9							
10	<b>1'33.858</b>		18.836	29.786	26.879	18.357	290.3							
11	<b>1'33.096</b>		18.693	29.351	26.679	18.373	294.2							
12	<b>1'33.085</b>		18.673	29.242	26.691	18.479	295.0							
13	1'39.382	P	18.782	29.294	26.768	24.538	296.7							
Run #	3	Front Tyre	Wet-Medium	Rear Tyre	Wet-Medium									
		New Tyre		New Tyre										
		5 Laps at start		5 Laps at start										
14	5'40.933		11.263	39.861	27.034	18.556	279.0							
15	<b>1'31.304</b>		18.354	28.819	<b>26.064</b>	<b>18.067</b>	297.5							
16	1'31.824	*	18.386	<b>28.409</b>	26.142	18.887*	295.0							
17	<b>1'31.766</b>		<b>18.284</b>	28.916	26.345	18.221	<b>299.1</b>							
18	<b>1'31.950</b>		18.328	29.030	26.359	18.233	298.3							
19	<b>1'38.570</b>		18.653	30.337	29.237	20.343	295.0							
<b>2nd</b>	<b>5</b>	<b>Johann ZARCO</b> DUCATI FRA												
		Pramac Racing												
		Runs=2 Total laps=21 Full laps=15												
Run #	1	Front Tyre	Wet-Soft	Rear Tyre	Wet-Soft									
		New Tyre		New Tyre										
1	3'54.268		14.508	35.347	32.183	20.301	188.4							
2	2'10.124	P	20.188	47.855	34.965	27.116	258.9							
Run #	2	Front Tyre	Wet-Soft	Rear Tyre	Wet-Soft									
		New Tyre		New Tyre										
		2 Laps at start		2 Laps at start										
3	5'58.622		12.665	33.108	29.001	19.483	185.2							
4	<b>1'37.253</b>		19.422	30.559	28.138	19.134	281.2							
5	<b>1'35.811</b>		19.348	30.092	27.354	19.017	288.7							
6	<b>1'38.211</b>		19.119	31.910	27.840	19.342	293.4							
7	<b>1'34.465</b>		19.105	29.766	27.000	18.594	288.7							
8	<b>1'38.926</b>		18.863	33.001	28.133	18.929	291.8							
9	<b>1'34.385</b>		18.886	30.104	26.881	18.514	296.7							
<b>3rd</b>	<b>36</b>	<b>Joan MIR</b> SUZUKI SPA												
		Team SUZUKI ECSTAR												
		Runs=2 Total laps=18 Full laps=12												
Run #	1	Front Tyre	Wet-Soft	Rear Tyre	Wet-Soft									
		New Tyre		New Tyre										
1	4'03.392		11.536	34.771	30.211	20.023	223.6							
2	1'47.759	*	26.448*	32.355	29.039	19.917	254.7							
3	<b>1'41.106</b>		20.677	32.171	28.508	19.750	250.0							
4	<b>1'38.186</b>		19.880	30.861	27.879	19.566	288.0							
5	<b>1'36.206</b>		19.495	30.272	27.432	19.007	281.2							
6	<b>1'35.745</b>		19.492	30.090	27.403	18.760	282.7							
7	<b>1'35.010</b>		19.188	30.093	27.136	18.593	288.0							
8	1'42.867	P	19.159	30.117	28.279	25.312	295.8							
Run #	2	Front Tyre	Wet-Soft	Rear Tyre	Wet-Soft									
		New Tyre		New Tyre										
		8 Laps at start		8 Laps at start										
9	6'47.536		12.057	31.618	27.771	18.941	239.4							
10	<b>1'34.243</b>		19.080	29.646	26.999	18.518	296.7							
11	<b>1'33.248</b>		18.801	29.448	26.571	18.428	297.5							
12	<b>1'40.550</b>		18.957	35.376	27.332	18.885	297.5							
13	1'41.781	P	19.036	29.844	27.316	25.585	297.5							
Run #	3	Front Tyre	Wet-Medium	Rear Tyre	Wet-Medium									
		New Tyre		New Tyre										
14	11'05.315		11.048	31.524	27.371	19.315	262.7							
15	<b>1'32.650</b>		18.572	29.255	26.329	18.494	302.5							
16	<b>1'31.769</b>		18.194	29.144	26.139	<b>18.292</b>	<b>303.3</b>							
17	<b>1'39.571</b>		20.981	31.598	28.370	18.622	236.3							
18	<b>1'31.566</b>		<b>18.183</b>	<b>28.994</b>	<b>26.080</b>	18.309	302.5							

**Fastest Lap:** Lorenzo SAVADORI Aprilia Racing Team ITA **1'31.304** 18.354 28.819 26.064 18.067

These data/results cannot be reproduced, stored and/or transmitted in whole or in part by any manner of electronic, mechanical, photocopying, recording, broadcasting or otherwise now known or herein after developed without the previous express consent by the copyright owner, except for reproduction in daily press and regular printed publications on sale to the public within 60 days of the event related to those data/results and always provided that copyright symbol appears together as follows below.  
© DORNA, 2021



## Free Practice Nr. 2

MotoGP

Lap	Lap Time	T1	T2	T3	T4	Speed	Lap	Lap Time	T1	T2	T3	T4	Speed		
<b>4th</b>	<b>63</b>	<b>Francesco BAGNAIA</b>				DUCATI	ITA	3	<b>1'39.142</b>	19.574	31.063	28.665	19.840	276.2	
		Ducati Lenovo Team						4	<b>1'37.462</b>	19.598	30.438	28.364	19.062	281.2	
		Runs=1		Total laps=21		Full laps=17		5	<b>1'36.202</b>	19.118	29.910	28.206	18.968	288.0	
		Run #	1	Front Tyre	Wet-Soft	Rear Tyre	Wet-Soft	6	<b>1'35.558</b>	18.956	29.927	27.736	18.939	291.8	
				New Tyre		New Tyre		7	<b>1'34.865</b>	18.883	29.437	27.705	18.840	294.2	
		1	5'51.085	11.760	35.172	31.169	21.046	229.2	8	<b>1'34.674</b>	18.927	29.687	27.329	18.731	292.6
		2	<b>1'42.996</b>	20.608	32.279	29.979	20.130	257.7	9	<b>1'37.376</b>	19.072	30.604	28.581	19.119	292.6
		3	<b>1'41.057</b>	20.203	32.108	28.886	19.860	254.1	10	<b>1'34.073</b>	18.878	29.474	27.241	18.480	292.6
		4	<b>1'38.804</b>	19.411	31.520	28.332	19.541	277.6	11	1'41.191 P	19.362	30.062	27.609	24.158	282.7
		5	<b>1'37.290</b>	19.272	30.875	27.966	19.177	295.0	<b>Run # 2</b>	<b>Front Tyre</b>	<b>Wet-Soft</b>	<b>Rear Tyre</b>	<b>Wet-Soft</b>		
		6	<b>1'36.069</b>	18.991	30.355	27.675	19.048	296.7	11 Laps at start		11 Laps at start				
7	<b>1'35.601</b>	19.100	30.002	27.362	19.137	299.1	12	8'30.592	10.666	31.462	28.996	19.076	255.9		
8	<b>1'36.542</b>	18.977	29.872	28.600	19.093	300.8	13	<b>1'34.477</b>	18.943	29.534	27.418	18.582	293.4		
9	<b>1'34.350</b>	18.911	29.747	27.004	18.688	302.5	14	<b>1'33.824</b>	18.730	29.444	27.186	18.464	296.7		
10	<b>1'33.897</b>	18.697	29.704	26.837	18.659	305.0	15	<b>1'33.600</b>	18.637	29.445	27.054	18.464	295.8		
11	<b>1'33.781</b>	18.613	29.557	26.986	18.625	303.3	16	1'44.213 P	19.647*	31.210	28.218	25.138	258.9		
12	<b>1'34.057</b>	18.718	29.613	27.085	18.641	303.3	<b>Run # 3</b>	<b>Front Tyre</b>	<b>Wet-Soft</b>	<b>Rear Tyre</b>	<b>Wet-Soft</b>				
13	<b>1'33.934</b>	18.791	29.543	26.972	18.628	303.3	16 Laps at start		16 Laps at start						
14	1'40.686 P	18.760	29.618	27.850	24.458	303.3	17	8'55.657	10.560	30.971	29.068	18.789	266.0		
<b>Run # 2</b>	<b>Front Tyre</b>	<b>Wet-Soft</b>	<b>Rear Tyre</b>	<b>Wet-Soft</b>			18	1'32.311	18.332	29.140	26.282	18.557	303.3		
14 Laps at start		14 Laps at start													
15	9'04.937	11.201	31.503	28.122	19.237	244.8	<b>7th</b>	<b>73</b>	<b>Alex MARQUEZ</b>				HONDA	SPA	
16	<b>1'33.503</b>	18.434	29.567	26.926	18.576	306.8	LCR Honda CASTROL								
17	<b>1'32.310</b>	18.021	29.264	26.537	18.488	306.8	Runs=2		Total laps=16		Full laps=10				
18	<b>1'34.752</b>	18.109	30.438	27.354	18.851	308.5	<b>Run # 1</b>	<b>Front Tyre</b>	<b>Wet-Soft</b>	<b>Rear Tyre</b>	<b>Wet-Soft</b>				
19	1'35.445 *	17.989	30.331	26.512	20.613*	309.4	New Tyre		New Tyre						
20	<b>1'32.304</b>	18.156	29.415	26.241	18.492	308.5	1	6'26.498	11.681	34.682	30.312	20.449	220.8		
21	1'32.182	18.078	29.278	26.392	18.434	307.6	2	<b>1'38.480</b>	19.898	30.841	28.452	19.289	267.9		
							3	<b>1'36.206</b>	19.373	30.087	27.855	18.891	281.2		
							4	<b>1'35.132</b>	19.074	29.688	27.611	18.759	290.3		
							5	<b>1'34.708</b>	19.166	29.666	27.261	18.615	293.4		
							6	<b>1'34.569</b>	19.093	29.571	27.181	18.724	295.8		
							7	1'36.090 *	19.198	29.959	27.769	19.164*	294.2		
							8	1'55.827 P	19.210	39.872	32.098	24.647	295.8		
							<b>Run # 2</b>	<b>Front Tyre</b>	<b>Wet-Soft</b>	<b>Rear Tyre</b>	<b>Wet-Soft</b>				
							8 Laps at start		8 Laps at start						
							9	10'08.679	11.768	31.984	28.548	19.135	239.4		
							10	<b>1'33.734</b>	18.845	29.515	26.871	18.503	297.5		
							11	<b>1'33.814</b>	18.890	29.529	26.747	18.648	299.1		
							12	<b>1'34.048</b>	18.760	29.694	26.881	18.713	297.5		
							13	1'51.097 P	21.014	34.027	31.114	24.942	238.4		
							<b>Run # 3</b>	<b>Front Tyre</b>	<b>Wet-Soft</b>	<b>Rear Tyre</b>	<b>Wet-Soft</b>				
							13 Laps at start		13 Laps at start						
							14	7'18.110	12.418	35.717	32.728	19.707	216.8		
							15	<b>1'33.275</b>	18.510	29.429	26.396	18.940	304.2		
							16	1'32.445	18.475	29.244	26.170	18.556	305.0		
<b>5th</b>	<b>41</b>	<b>Aleix ESPARGARO</b>				APRILIA	SPA								
		Aprilia Racing Team Gresini													
Runs=1		Total laps=12		Full laps=9											
Run #	1	Front Tyre	missing data	Rear Tyre	missing data										
		Laps at start		New Tyre											
1	8'32.913	11.529	33.501	31.474	20.712	226.4									
2	<b>1'42.888</b>	20.562	33.098	29.302	19.926	267.3									
3	<b>1'39.635</b>	20.060	31.448	28.752	19.375	273.4									
4	<b>1'38.452</b>	19.502	30.516	28.417	20.017	283.4									
5	<b>1'36.976</b>	19.318	30.178	28.259	19.221	291.8									
6	<b>1'36.398</b>	19.380	30.086	27.877	19.055	292.6									
7	<b>1'34.977</b>	19.043	29.763	27.458	18.713	292.6									
8	1'48.397 P	22.511*	33.368	27.602	24.916	243.7									
<b>Run # 2</b>	<b>Front Tyre</b>	<b>Wet-Soft</b>	<b>Rear Tyre</b>	<b>Wet-Soft</b>											
New Tyre		8 Laps at start													
9	20'22.413	10.259	30.873	28.012	18.892	272.0									
10	<b>1'33.963</b>	18.598	29.661	26.584	19.120	296.7									
11	<b>1'32.998</b>	18.530	29.382	26.212	18.874	297.5									
12	1'32.231	18.364	29.102	26.135	18.630	299.1									
<b>6th</b>	<b>42</b>	<b>Alex RINS</b>				SUZUKI	SPA								
		Team SUZUKI ECSTAR													
Runs=2		Total laps=18		Full laps=13											
Run #	1	Front Tyre	Wet-Soft	Rear Tyre	Wet-Soft										
		New Tyre		New Tyre											
1	3'56.688	11.435	34.371	31.580	22.700	216.4									
2	<b>1'42.047</b>	20.355	31.797	29.740	20.155	260.8									
<b>Fastest Lap:</b>	Lorenzo SAVADORI	Aprilia Racing Team		ITA	<b>1'31.304</b>	18.354	28.819	26.064	18.067						

These data/results cannot be reproduced, stored and/or transmitted in whole or in part by any manner of electronic, mechanical, photocopying, recording, broadcasting or otherwise now known or herein after developed without the previous express consent by the copyright owner, except for reproduction in daily press and regular printed publications on sale to the public within 60 days of the event related to those data/results and always provided that copyright symbol appears together as follows below.  
© DORNA, 2021



# Free Practice Nr. 2

# MotoGP

Lap	Lap Time	T1	T2	T3	T4	Speed	Lap	Lap Time	T1	T2	T3	T4	Speed
5	1'35.078	19.374	29.590	27.564	18.550	292.6	10	1'40.801	20.169	31.866	28.639	20.127	276.9
6	1'34.319	19.017	29.526	27.240	18.536	290.3	11	1'32.841	18.542	29.155	26.644	18.500	300.8
7	1'34.328	19.186	29.623	27.141	18.378	291.1	12	1'45.223 P	18.546	31.266	30.328	25.083	300.0
8	1'34.128	19.197	29.589	27.042	18.300	291.1	<b>Run # 2</b> Front Tyre Wet-Soft Rear Tyre Wet-Soft						
9	1'33.770	18.974	29.528	26.961	18.307	286.4	12 Laps at start 12 Laps at start						
10	1'34.039	19.132	29.453	27.075	18.379	286.4	13	21'25.774	14.646	33.836	29.874	19.334	224.5
11	1'33.689	18.933	29.413	27.074	18.269	278.3	14	1'32.664 *	18.260	28.985	26.048	19.371*	302.5
12	1'33.865	19.022	29.389	27.105	18.349	286.4	<b>11th 23</b> Enea BASTIANINI DUCATI ITA						
13	1'33.167	18.855	29.215	26.821	18.276	290.3	Avintia Esponsorama						
14	1'33.117	18.729	29.335	26.915	18.138	298.3	Runs=1 Total laps=21 Full laps=17						
15	1'40.834 P	18.858	29.353	27.286	25.337	295.8	<b>Run # 1</b> Front Tyre Wet-Soft Rear Tyre Wet-Soft						
							New Tyre New Tyre						

Run #	2	Front Tyre	Wet-Medium	Rear Tyre	Wet-Medium	Speed
		New Tyre		New Tyre		
16	10'43.417	10.881	31.600	28.200	19.428	255.9
17	1'33.214	18.497	29.590	26.632	18.495	291.8
18	1'32.543	18.405	29.145	26.611	18.382	300.0
19	1'41.443 P	18.608	29.170	27.566	26.099	298.3
<b>Run # 3</b> Front Tyre Wet-Medium Rear Tyre Wet-Medium						
4 Laps at start 4 Laps at start						
20	5'05.070	10.716	30.527	27.940	19.687	270.6

9th	12	Maverick VIÑALES	YAMAHA	SPA
		Monster Energy Yamaha MotoGP		
		Runs=1	Total laps=13	Full laps=8

Run #	1	Front Tyre	Wet-Soft	Rear Tyre	Wet-Soft	Speed
		New Tyre		New Tyre		
1	21'07.007	11.194	32.549	29.991	19.787	245.4
2	1'36.203	19.411	30.303	27.561	18.928	282.7
3	1'34.778	19.077	29.770	27.222	18.709	294.2
4	1'34.314	19.009	29.721	26.929	18.655	292.6
5	1'40.212 P	19.033	29.798	27.187	24.194	291.8

Run #	2	Front Tyre	Wet-Soft	Rear Tyre	Wet-Soft	Speed
		5 Laps at start		5 Laps at start		
6	6'27.244	10.171	33.277	28.636	19.700	264.0
7	1'34.007	18.767	29.575	26.784	18.881	295.8
8	1'33.721	18.596	29.635	26.715	18.775	298.3
9	1'44.976 *	22.957*	32.745	29.675	19.599	219.0
10	1'32.685	18.501	29.179	26.244	18.761	299.1
11	1'48.168	22.354	37.423	29.028	19.363	208.8
12	1'33.692 *	18.541	29.162	26.593*	19.396*	299.1
13	1'32.732	18.528	29.135	26.473	18.596	297.5

10th	93	Marc MARQUEZ	HONDA	SPA
		Repsol Honda Team		
		Runs=1	Total laps=14	Full laps=8

Run #	1	Front Tyre	Wet-Soft	Rear Tyre	Wet-Soft	Speed
		New Tyre		New Tyre		
1	5'43.412	11.871	33.433	30.409	20.812	254.7
2	1'41.009 *	19.973	30.876	29.095	21.065*	267.3
3	1'37.181	19.411	30.549	27.886	19.335	277.6
4	1'35.324	19.045	29.858	27.365	19.056	286.4
5	1'34.539	19.368	29.511	27.031	18.629	290.3
6	1'33.334	18.694	29.201	26.859	18.580	296.7
7	1'33.206	18.683	29.226	26.721	18.576	295.8
8	1'34.958	18.606	29.583	27.873	18.896	300.8
9	1'35.105 *	18.571	28.819	26.541	21.174*	300.0

Run #	1	Front Tyre	Wet-Soft	Rear Tyre	Wet-Soft	Speed
		New Tyre		New Tyre		
1	4'29.150	12.624	35.048	31.788	21.180	224.0
2	1'43.563 *	20.687*	32.632	30.008	20.236	255.9
3	1'40.669	20.157	31.539	28.981	19.992	274.1
4	1'39.992	19.898	31.305	28.993	19.796	274.8
5	1'37.855	19.661	30.597	28.266	19.331	284.2
6	1'37.147	19.628	30.423	28.107	18.989	287.2
7	1'36.684	19.408	30.339	27.920	19.017	284.9
8	1'36.625	19.348	30.232	27.889	19.156	288.7
9	1'36.039	19.373	29.986	27.771	18.909	289.5
10	1'35.125	19.126	29.921	27.296	18.782	291.1
11	1'34.859	19.108	29.710	27.347	18.694	290.3
12	1'41.505	21.973	32.236	28.244	19.052	241.6
13	1'34.807	19.068	29.772	27.432	18.535	292.6
14	1'34.268	18.965	29.458	27.183	18.662	298.3
15	1'34.128	18.843	29.567	27.291	18.427	298.3
16	1'46.386 P	22.224*	31.017	27.430	25.715	225.0

Run #	2	Front Tyre	Wet-Soft	Rear Tyre	Wet-Soft	Speed
		16 Laps at start		16 Laps at start		
17	10'33.078	13.033	31.835	27.913	19.613	200.7
18	1'38.649	18.814	31.857	28.841	19.137	299.1
19	1'33.144	18.427	29.189	26.973	18.555	303.3
20	1'39.986	20.244	32.025	28.500	19.217	257.7
21	1'33.024	18.454	29.464	26.589	18.517	301.6

12th	10	Luca MARINI	DUCATI	ITA
		SKY VR46 Avintia		
		Runs=3	Total laps=18	Full laps=12

Run #	1	Front Tyre	Wet-Medium	Rear Tyre	Wet-Medium	Speed
		New Tyre		New Tyre		
1	3'37.611	14.492	41.366	38.407	24.389	173.0
2	1'59.051 P	22.739	36.012	32.741	27.559	205.3

Run #	2	Front Tyre	Wet-Soft	Rear Tyre	Wet-Soft	Speed
		New Tyre		New Tyre		
3	6'06.796	12.672	34.049	31.617	21.043	209.3
4	1'41.549	20.109	31.968	29.674	19.798	248.2
5	1'40.450	19.524	32.810	28.939	19.177	254.1
6	1'36.456	19.075	30.045	28.393	18.943	279.7
7	1'35.937	18.882	29.762	28.101	19.192	284.9
8	1'34.848	18.821	29.432	27.767	18.828	294.2
9	1'35.472	18.795	30.003	27.915	18.759	296.7
10	1'33.953	18.746	29.254	27.394	18.559	297.5
11	1'52.399 P	21.768*	34.021	29.846	26.764	223.1

**Fastest Lap:** Lorenzo SAVADORI Aprilia Racing Team ITA 1'31.304 18.354 28.819 26.064 18.067

These data/results cannot be reproduced, stored and/or transmitted in whole or in part by any manner of electronic, mechanical, photocopying, recording, broadcasting or otherwise now known or herein after developed without the previous express consent by the copyright owner, except for reproduction in daily press and regular printed publications on sale to the public within 60 days of the event related to those data/results and always provided that copyright symbol appears together as follows below.  
© DORNA, 2021



# Free Practice Nr. 2

# MotoGP

Lap	Lap Time	T1	T2	T3	T4	Speed	Lap	Lap Time	T1	T2	T3	T4	Speed
<b>Run # 3</b>	Front Tyre <b>Wet-Soft</b>		Rear Tyre <b>Wet-Soft</b>										
9 Laps at start		9 Laps at start											
12	9'41.733	11.328	32.717	32.649	19.594	231.2							
13	<b>1'34.331</b>	18.773	29.589	27.441	<b>18.528</b>	291.8							
14	<b>1'33.725</b>	18.609	29.395	27.061	18.660	298.3							
15	<b>1'42.648</b>	18.533	32.933	31.891	19.291	279.7							
16	<b>1'33.152</b>	18.428	29.377	<b>26.770</b>	18.577	<b>300.8</b>							
17	<b>1'33.211</b>	<b>18.328</b>	<b>29.005</b>	27.290	18.588	300.8							
18	2'07.658 P	31.014	35.812	33.408	27.424	175.8							
<b>13th 44</b>	<b>Po ESPARGARO</b>		HONDA		SPA								
Repsol Honda Team		Runs=2		Total laps=16	Full laps=11								
<b>Run # 1</b>	Front Tyre <b>Wet-Soft</b>		Rear Tyre <b>Wet-Soft</b>										
New Tyre		New Tyre											
1	3'44.524	11.927	33.821	31.095	20.581	252.9							
2	<b>1'40.233</b>	19.471	31.889	29.146	19.727	260.2							
3	<b>1'37.951</b>	19.404	30.923	28.383	19.241	294.2							
4	<b>1'35.952</b>	18.897	30.191	27.794	19.070	291.8							
5	<b>1'38.082</b>	20.636	30.844	27.671	18.931	267.9							
6	<b>1'35.292</b>	19.042	30.076	27.431	18.743	298.3							
7	<b>1'34.682</b>	19.026	29.683	27.283	18.690	299.1							
8	<b>1'37.958</b>	18.866	30.117	29.663	19.312	283.4							
9	<b>1'36.151</b>	18.971	29.892	27.881	19.407	302.5							
10	<b>1'33.415</b>	18.580	29.565	<b>26.758</b>	<b>18.512</b>	305.9							
11	1'47.244 P	22.775	31.219	28.817	24.433	262.1							
<b>Run # 2</b>	Front Tyre <b>Wet-Soft</b>		Rear Tyre <b>Wet-Soft</b>										
11 Laps at start		11 Laps at start											
12	9'37.499	11.553	33.834	28.912	19.122	242.1							
13	<b>1'33.737</b>	18.583	<b>29.492</b>	27.104	18.558	304.2							
14	<b>1'33.611</b>	<b>18.396</b>	29.586	26.976	18.653	<b>307.6</b>							
15	1'49.285 P	20.265	33.475	31.069	24.476	245.4							
<b>Run # 3</b>	Front Tyre <b>Wet-Soft</b>		Rear Tyre <b>Wet-Soft</b>										
15 Laps at start		15 Laps at start											
16	10'53.732	13.256	33.542	28.417	20.178	244.3							
<b>14th 43</b>	<b>Jack MILLER</b>		DUCATI		AUS								
Ducati Lenovo Team		Runs=1		Total laps=14	Full laps=10								
<b>Run # 1</b>	Front Tyre <b>Wet-Soft</b>		Rear Tyre <b>Wet-Soft</b>										
New Tyre		New Tyre											
1	5'55.435	11.732	33.906	30.060	20.104	234.2							
2	<b>1'38.092</b>	19.342	30.649	28.550	19.551	284.2							
3	<b>1'36.325</b>	19.025	29.939	28.053	19.308	299.1							
4	<b>1'35.159</b>	18.935	29.678	27.542	19.004	300.8							
5	<b>1'34.557</b>	18.757	29.678	27.333	18.789	302.5							
6	1'43.479 *	20.037*	30.828	33.432	19.182	275.5							
7	<b>1'34.911</b>	18.777	29.456	27.916	18.762	300.0							
8	<b>1'34.099</b>	18.671	29.327	27.074	19.027	302.5							
9	<b>1'33.453</b>	18.767	<b>29.300</b>	26.781	<b>18.605</b>	302.5							
10	<b>1'33.573</b>	18.662	29.377	26.829	18.705	303.3							
11	1'45.707 P	19.799	31.931	28.514	25.463	275.5							
<b>Run # 2</b>	Front Tyre <b>Slick-Medium</b>		Rear Tyre <b>Wet-Soft</b>										
21 Laps at start		11 Laps at start											
12	20'10.812	11.512	36.198	29.680	20.938	238.9							
13	<b>1'38.973</b>	19.062	32.117	27.702	20.092	288.0							
<b>Run # 1</b>	Front Tyre <b>Wet-Soft</b>		Rear Tyre <b>Wet-Soft</b>										
New Tyre		New Tyre											
14	1'35.138	<b>18.559</b>	30.987	<b>26.644</b>	18.948	<b>305.0</b>							
<b>15th 20</b>	<b>Fabio QUARTARARO</b>		YAMAHA		FRA								
Monster Energy Yamaha MotoGP		Runs=1		Total laps=18	Full laps=15								
<b>Run # 1</b>	Front Tyre <b>Wet-Soft</b>		Rear Tyre <b>Wet-Soft</b>										
New Tyre		New Tyre											
1	6'56.884	10.883	32.727	29.590	20.062	242.1							
2	<b>1'38.788</b>	20.484	30.481	28.291	19.532	269.3							
3	<b>1'37.718</b>	19.922	30.448	27.998	19.350	269.3							
4	<b>1'36.450</b>	19.546	29.955	27.718	19.231	280.5							
5	<b>1'36.216</b>	19.480	29.916	27.677	19.143	279.7							
6	<b>1'37.440</b>	19.659	30.876	27.843	19.062	265.3							
7	<b>1'35.766</b>	19.370	29.903	27.544	18.949	283.4							
8	<b>1'34.958</b>	19.182	29.533	27.324	18.919	286.4							
9	1'51.638 P	19.328	37.913	29.002	25.395	287.2							
<b>Run # 2</b>	Front Tyre <b>Wet-Soft</b>		Rear Tyre <b>Wet-Soft</b>										
9 Laps at start		9 Laps at start											
10	12'10.787	11.637	30.969	28.299	18.909	257.7							
11	<b>1'35.007</b>	18.924	29.783	27.452	18.848	291.1							
12	<b>1'35.107</b>	19.207	29.535	27.505	18.860	288.7							
13	<b>1'34.732</b>	18.929	29.764	27.170	18.869	291.8							
14	<b>1'45.298</b>	27.766	30.862	27.562	19.108	204.9							
15	<b>1'34.144</b>	18.891	29.494	26.875	18.884	294.2							
16	<b>1'33.498</b>	<b>18.736</b>	29.370	26.619	<b>18.773</b>	296.7							
17	<b>1'33.583</b>	18.787	29.418	<b>26.594</b>	18.784	<b>297.5</b>							
18	<b>1'33.745</b>	18.863	<b>29.336</b>	26.617	18.929	296.7							
<b>Run # 3</b>	Front Tyre <b>Wet-Soft</b>		Rear Tyre <b>Wet-Soft</b>										
New Tyre		New Tyre											
16th 33	<b>Brad BINDER</b>		KTM		RSA								
Red Bull KTM Factory Racing		Runs=1		Total laps=19	Full laps=15								
<b>Run # 1</b>	Front Tyre <b>Wet-Soft</b>		Rear Tyre <b>Wet-Soft</b>										
New Tyre		New Tyre											
1	7'58.798	12.422	34.126	29.971	20.388	234.2							
2	<b>1'38.678</b>	19.907	30.983	28.520	19.268	274.1							
3	<b>1'36.260</b>	19.525	29.959	27.959	18.817	284.9							
4	<b>1'35.420</b>	19.317	29.719	27.619	18.765	290.3							
5	<b>1'36.025</b>	19.361	30.005	27.532	19.127	291.1							
6	<b>1'34.432</b>	19.098	29.459	27.336	18.539	293.4							
7	<b>1'34.209</b>	18.995	29.500	27.243	18.471	294.2							
8	<b>1'33.937</b>	19.050	29.537	26.937	<b>18.413</b>	294.2							
9	1'47.433 P	22.115*	30.235	27.955	27.128	281.2							
<b>Run # 2</b>	Front Tyre <b>Wet-Medium</b>		Rear Tyre <b>Wet-Soft</b>										
New Tyre		9 Laps at start											
10	9'39.938	12.627	32.138	28.827	19.505	242.1							
11	<b>1'36.268</b>	19.423	30.281	27.662	18.902	294.2							
12	<b>1'34.641</b>	19.008	29.597	27.418	18.618	295.0							
13	<b>1'33.871</b>	18.758	<b>29.431</b>	27.101	18.581	297.5							
14	<b>1'43.116</b>	18.738	37.893	27.281	19.204	298.3							
15	<b>1'40.120</b>	18.803	34.936	27.410	18.971	297.5							
16	<b>1'34.177</b>	18.613	29.940	<b>26.824</b>	18.800	295.8							
17	<b>1'38.825</b>	<b>18.388</b>	29.741	31.946	18.750	295.8							
18	1'37.784 *	18.458	29.748	26.941	22.637*	297.5							
19	<b>1'33.589</b>	18.453	29.608	26.850	18.678	<b>304.2</b>							

**Fastest Lap:** Lorenzo SAVADORI      Aprilia Racing Team      ITA      **1'31.304**      18.354      28.819      26.064      18.067

These data/results cannot be reproduced, stored and/or transmitted in whole or in part by any manner of electronic, mechanical, photocopying, recording, broadcasting or otherwise now known or herein after developed without the previous express consent by the copyright owner, except for reproduction in daily press and regular printed publications on sale to the public within 60 days of the event related to those data/results and always provided that copyright symbol appears together as follows below.  
© DORNA, 2021

Official MotoGP Timing by TISSOT  
www.motogp.com



Spielberg, Friday, August 06, 2021

# Free Practice Nr. 2

# MotoGP

Lap	Lap Time	T1	T2	T3	T4	Speed	Lap	Lap Time	T1	T2	T3	T4	Speed	
<b>17th</b>	<b>30</b>	<b>Takaaki NAKAGAMI</b>				HONDA	JPN	8	<b>1'34.426</b>	18.848	29.761	27.140	18.677	303.3
		LCR Honda IDEMITSU						9	<b>1'34.118</b>	18.808	<b>29.483</b>	27.176	18.651	302.5
		Runs=1	Total laps=15	Full laps=10				10	1'46.504	P	21.815	31.458	28.216	25.015

Run #	1	Front Tyre	Wet-Soft	Rear Tyre	Wet-Soft	Speed
			New Tyre	New Tyre		
1	11'38.127		11.689	34.593	30.316	238.4
2	<b>1'40.195</b>		20.363	31.839	28.503	274.1
3	<b>1'37.319</b>		19.820	30.880	27.602	283.4
4	<b>1'36.144</b>		19.630	30.308	27.309	288.0
5	<b>1'35.675</b>		19.386	30.246	27.189	295.8
6	<b>1'34.798</b>		19.233	29.926	26.877	296.7
7	<b>1'34.519</b>		19.096	29.827	26.906	296.7
8	1'48.336	P	20.832*	32.254	29.925	234.2

Run #	2	Front Tyre	Wet-Soft	Rear Tyre	Wet-Soft	Speed	
			8 Laps at start	8 Laps at start			
9	12'55.543		11.377	32.954	28.586	242.6	
10	<b>1'35.995</b>		19.195	30.419	27.526	296.7	
11	<b>1'35.764</b>		19.003	30.203	27.321	297.5	
12	<b>1'37.581</b>		18.981	30.027	29.267	300.0	
13	1'37.089	*	18.941	30.653	27.221	298.3	
14	<b>1'33.658</b>		18.847	29.792	26.349	<b>18.670</b>	300.0
15	1'33.367	*	<b>18.572</b>	<b>29.587</b>	<b>26.237</b>	18.971*	<b>301.6</b>

Run #	1	Front Tyre	Wet-Soft	Rear Tyre	Wet-Soft	Speed	
			New Tyre	New Tyre			
1	2'55.494		10.953	33.021	32.405	244.3	
2	<b>1'39.199</b>		20.175	31.306	28.133	287.2	
3	1'37.822	*	19.846*	30.849	27.483	290.3	
4	<b>1'36.188</b>		19.624	30.188	27.328	291.1	
5	<b>1'35.621</b>		19.753	30.149	26.913	288.0	
6	<b>1'35.190</b>		19.402	30.027	27.028	291.1	
7	<b>1'34.759</b>		19.299	29.920	26.752	292.6	
8	<b>1'34.482</b>		19.371	29.839	26.650	292.6	
9	<b>1'34.200</b>		19.123	29.765	26.708	291.8	
10	<b>1'35.407</b>		19.337	30.185	27.197	295.0	
11	<b>1'33.684</b>		<b>19.050</b>	29.508	<b>26.646</b>	<b>18.480</b>	293.4
12	<b>1'33.803</b>		19.056	<b>29.437</b>	26.769	18.541	294.2
13	<b>1'37.102</b>		20.227	30.876	27.061	18.938	224.5
14	<b>1'39.434</b>		19.053	31.666	29.938	18.777	295.0
15	1'43.475	P	19.097	30.761	29.044	24.573	<b>295.8</b>

Run #	1	Front Tyre	Wet-Soft	Rear Tyre	Wet-Soft	Speed	
			New Tyre	New Tyre			
1	6'30.961	P	14.438	35.800	31.739	209.3	
2	2'40.648		11.760	33.037	29.494	252.3	
3	<b>1'43.616</b>		21.164	31.627	31.016	266.0	
4	<b>1'38.477</b>		19.840	31.248	27.836	274.1	
5	<b>1'38.852</b>		20.414	31.319	27.790	253.5	
6	<b>1'37.405</b>		19.725	31.026	27.445	281.9	
7	<b>1'37.060</b>		19.841	30.704	27.409	284.9	
8	<b>1'36.656</b>		19.789	30.581	27.399	281.2	
9	<b>1'36.261</b>		19.468	30.401	27.407	289.5	
10	1'46.113	P	19.539	33.266	28.199	251.09	288.7

Run #	1	Front Tyre	Wet-Soft	Rear Tyre	Wet-Soft	Speed	
			New Tyre	New Tyre			
11	10'57.794		11.159	36.352	32.554	256.5	
12	<b>1'42.070</b>		20.394	33.181	28.785	284.9	
13	<b>1'35.265</b>		19.065	30.246	26.887	296.7	
14	<b>1'35.624</b>		18.758	30.126	27.574	19.166	<b>298.3</b>
15	<b>1'34.659</b>		18.920	29.886	26.842	19.011	297.5
16	<b>1'41.178</b>		18.826	32.707	30.463	19.182	267.3
17	<b>1'34.584</b>		18.685	29.959	<b>26.639</b>	19.301	296.7
18	<b>1'33.954</b>		<b>18.621</b>	<b>29.733</b>	26.648	18.952	297.5
19	<b>1'39.421</b>		18.756	35.125	26.675	<b>18.865</b>	295.8

Run #	1	Front Tyre	Wet-Soft	Rear Tyre	Wet-Soft	Speed	
			New Tyre	New Tyre			
1	6'58.332		11.440	34.278	29.950	204.99	238.4
2	<b>1'38.859</b>		19.775	31.307	28.261	19.516	271.3
3	<b>1'37.610</b>		19.350	30.817	28.320	19.123	289.5
4	<b>1'35.697</b>		19.115	29.975	27.506	19.101	300.8
5	<b>1'35.758</b>		18.997	30.191	27.521	19.049	295.8
6	<b>1'35.936</b>		19.226	30.566	27.494	<b>18.650</b>	296.7
7	<b>1'34.752</b>		18.785	29.825	27.362	18.780	300.8

Run #	2	Front Tyre	Wet-Soft	Rear Tyre	Wet-Soft	Speed	
			10 Laps at start	10 Laps at start			
11	7'03.413		10.745	34.189	31.057	19.490	254.1
12	1'47.931	P	19.298	34.566	29.399	24.668	243.7

Run #	3	Front Tyre	Wet-Soft	Rear Tyre	Wet-Soft	Speed	
			12 Laps at start	12 Laps at start			
13	4'41.348		10.785	35.369	28.871	19.248	256.5
14	<b>1'35.367</b>		18.686	30.272	27.255	19.154	296.7
15	<b>1'34.644</b>		18.374	29.952	27.263	19.055	303.3
16	1'42.404	*	<b>18.237</b>	36.150	27.935	20.082*	306.8
17	1'34.322	*	18.251	30.187*	27.003	18.881	306.8
18	<b>1'34.249</b>		18.248	29.879	<b>26.976</b>	19.146	<b>307.6</b>
19	<b>1'42.567</b>		18.291	33.961	31.179	19.136	305.9
20	<b>1'33.906</b>		18.257	29.644	26.992	19.013	304.2

Run #	1	Front Tyre	Wet-Soft	Rear Tyre	Wet-Soft	Speed	
			New Tyre	New Tyre			
1	6'30.961	P	14.438	35.800	31.739	27.224	209.3

Run #	2	Front Tyre	Wet-Soft	Rear Tyre	Wet-Soft	Speed	
			1 Laps at start	1 Laps at start			
2	2'40.648		11.760	33.037	29.494	24.216	252.3
3	<b>1'43.616</b>		21.164	31.627	31.016	19.809	266.0
4	<b>1'38.477</b>		19.840	31.248	27.836	19.553	274.1
5	<b>1'38.852</b>		20.414	31.319	27.790	19.329	253.5
6	<b>1'37.405</b>		19.725	31.026	27.445	19.209	281.9
7	<b>1'37.060</b>		19.841	30.704	27.409	19.106	284.9
8	<b>1'36.656</b>		19.789	30.581	27.399	18.887	281.2
9	<b>1'36.261</b>		19.468	30.401	27.407	18.985	289.5
10	1'46.113	P	19.539	33.266	28.199	25.109	288.7

Run #	3	Front Tyre	Wet-Soft	Rear Tyre	Wet-Soft	Speed	
			10 Laps at start	10 Laps at start			
11	10'57.794		11.159	36.352	32.554	19.584	256.5
12	<b>1'42.070</b>		20.394	33.181	28.785	19.710	284.9
13	<b>1'35.265</b>		19.065	30.246	26.887	19.067	296.7
14	<b>1'35.624</b>		18.758	30.126	27.574	19.166	<b>298.3</b>
15	<b>1'34.659</b>		18.920	29.886	26.842	19.011	297.5
16	<b>1'41.178</b>		18.826	32.707	30.463	19.182	267.3
17	<b>1'34.584</b>		18.685	29.959	<b>26.639</b>	19.301	296.7
18	<b>1'33.954</b>		<b>18.621</b>	<b>29.733</b>	26.648	18.952	297.5
19	<b>1'39.421</b>		18.756	35.125	26.675	<b>18.865</b>	295.8

Run #	1	Front Tyre	Wet-Soft	Rear Tyre	Wet-Soft	Speed	
			New Tyre	New Tyre			
1	5'31.142		13.732	35.812	31.272	21.657	225.4
2	<b>1'45.426</b>		21.015	33.528	30.238	20.645	254.7
3	<b>1'40.869</b>		20.091	32.297	28.816	19.665	266.6
4	<b>1'39.269</b>		19.752	31.404	28.468	19.645	272.0

**Fastest Lap:** Lorenzo SAVADORI      Aprilia Racing Team      ITA      **1'31.304**      18.354      28.819      26.064      18.067

These data/results cannot be reproduced, stored and/or transmitted in whole or in part by any manner of electronic, mechanical, photocopying, recording, broadcasting or otherwise now known or herein after developed without the previous express consent by the copyright owner, except for reproduction in daily press and regular printed publications on sale to the public within 60 days of the event related to those data/results and always provided that copyright symbol appears together as follows below.  
© DORNA, 2021

Official MotoGP Timing by TISSOT  
www.motogp.com



Spielberg, Friday, August 06, 2021



# Free Practice Nr. 2

MotoGP

Lap	Lap Time	T1	T2	T3	T4	Speed	Lap	Lap Time	T1	T2	T3	T4	Speed
5	1'38.017	19.739	30.754	28.141	19.383	272.7							
6	1'36.692	19.392	30.368	27.809	19.123	279.7							
7	1'35.407	19.142	30.134	27.231	18.900	288.7							
8	1'35.707	19.174	30.216	27.459	18.858	287.2							
9	1'34.984	18.903	30.119	27.136	18.826	291.8							
10	1'42.305 P	19.315	31.006	28.696	23.288	276.9							

Run #	2	Front Tyre	Wet-Soft	Rear Tyre	Wet-Medium
		10 Laps at start		New Tyre	

11	11'08.376	12.935	32.620	30.080	20.064	226.4							
12	1'37.346	19.294	30.745	28.130	19.177	277.6							
13	1'34.669	18.795	29.889	27.268	18.717	294.2							
14	1'36.797	18.846	30.032	28.414	19.505	288.0							
15	1'33.954	18.597	29.714	26.719	18.924	295.8							
16	1'49.082 P	22.412	33.055	29.159	24.456	193.2							

Run #	3	Front Tyre	Wet-Soft	Rear Tyre	Wet-Medium
		16 Laps at start		6 Laps at start	

17	6'25.107	13.965	39.777	31.196	21.131	190.4							
----	----------	--------	--------	--------	--------	-------	--	--	--	--	--	--	--

**22nd 46** Valentino ROSSI YAMAHA ITA  
Petronas Yamaha SRT

Runs=1 Total laps=20 Full laps=13

Run #	1	Front Tyre	Wet-Soft	Rear Tyre	Wet-Soft
		New Tyre		New Tyre	

1	5'10.909	11.108	33.987	31.267	20.935	219.5							
2	1'40.913	20.027	31.513	29.469	19.904	262.1							
3	1'39.264	19.528	31.133	28.718	19.885	272.7							
4	1'50.810	26.722	36.222	28.503	19.363	89.5							
5	1'37.239	19.403	30.341	27.932	19.563	281.2							
6	1'49.379	19.216	42.524	28.324	19.315	285.7							
7	1'35.887	19.110	30.326	27.611	18.840	284.2							
8	1'35.393	19.076	29.930	27.453	18.934	287.2							
9	1'35.042	19.069	29.823	27.178	18.972	289.5							
10	1'34.600	18.969	29.722	27.077	18.832	291.1							
11	1'34.747	19.073	29.572	27.062	19.040	291.1							
12	2'19.453 P	19.063			26.393	291.1							

Run #	2	Front Tyre	Wet-Soft	Rear Tyre	Wet-Soft
		12 Laps at start		12 Laps at start	

13	9'52.941	11.328	32.111	28.735	19.430	257.1							
14	1'35.591	19.051	30.112	27.476	18.952	289.5							
15	1'34.582	18.787	29.727	27.119	18.949	293.4							
16	1'34.739	18.986	29.890	26.940	18.923	293.4							
17	1'42.561 *	18.777	37.167	27.642*	18.975	294.2							
18	1'34.270 *	18.761	29.687	26.877*	18.945	295.0							
19	1'34.709 *	18.618	29.767	26.781	19.543*	298.3							
20	1'34.026 *	18.803	29.493	26.899*	18.831	295.8							

**23rd 88** Miguel OLIVEIRA KTM POR  
Red Bull KTM Factory Racing

Runs=1 Total laps=1 Full laps=0

Run #	1	Front Tyre	Wet-Soft	Rear Tyre	Wet-Soft
		New Tyre		New Tyre	

1	18'15.212 P	13.333	35.350	31.223	27.087	222.6							
---	-------------	--------	--------	--------	--------	-------	--	--	--	--	--	--	--

**Fastest Lap:** Lorenzo SAVADORI Aprilia Racing Team ITA 1'31.304 18.354 28.819 26.064 18.067

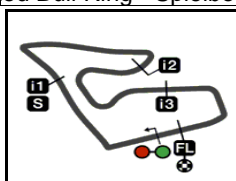
These data/results cannot be reproduced, stored and/or transmitted in whole or in part by any manner of electronic, mechanical, photocopying, recording, broadcasting or otherwise now known or herein after developed without the previous express consent by the copyright owner, except for reproduction in daily press and regular printed publications on sale to the public within 60 days of the event related to those data/results and always provided that copyright symbol appears together as follows below.  
© DORNA, 2021

Official MotoGP Timing by TISSOT  
www.motogp.com

Spielberg, Friday, August 06, 2021

Page 6 of 6





4318 m.

## MICHELIN® GRAND PRIX OF STYRIA

## Free Practice Nr. 2

## Best Partial Times

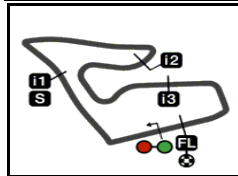
MotoGP™

*IT* Ideal Lap Time, sum of the best partial times*BT* Best Lap Time

<i>T1</i>		<i>T2</i>		<i>T3</i>		<i>T4</i>				<i>IT</i>	<i>BT</i>	
Pos	Rider	Time	Rider	Time	Rider	Time	Rider	Time	Pos	Rider		
1	F.BAGNAIA	17.989	L.SAVADORI	28.409	J.ZARCO	25.981	L.SAVADORI	18.067	1	L.SAVADORI	1'30.824	1'31.304 (1)
2	J.ZARCO	18.166	M.MARQUEZ	28.819	M.MARQUEZ	26.048	I.LECUONA	18.138	2	J.ZARCO	1'31.458	1'31.458 (2)
3	J.MIR	18.183	J.MIR	28.994	L.SAVADORI	26.064	J.ZARCO	18.154	3	J.MIR	1'31.549	1'31.566 (3)
4	J.MARTIN	18.237	L.MARINI	29.005	J.MIR	26.080	J.MIR	18.292	4	M.MARQUEZ	1'31.627	1'32.841 (10)
5	M.MARQUEZ	18.260	A.ESPARGARO	29.102	A.ESPARGARO	26.135	B.BINDER	18.413	5	F.BAGNAIA	1'31.928	1'32.182 (4)
6	L.SAVADORI	18.284	M.VIÑALES	29.135	A.MARQUEZ	26.170	E.BASTIANINI	18.427	6	A.RINS	1'32.218	1'32.311 (6)
7	L.MARINI	18.328	A.RINS	29.140	T.NAKAGAMI	26.237	F.BAGNAIA	18.434	7	A.ESPARGAR	1'32.231	1'32.231 (5)
8	A.RINS	18.332	I.LECUONA	29.145	F.BAGNAIA	26.241	A.RINS	18.464	8	I.LECUONA	1'32.299	1'32.543 (8)
9	A.ESPARGARO	18.364	J.ZARCO	29.157	M.VIÑALES	26.244	D.PETRUCCI	18.480	9	A.MARQUEZ	1'32.392	1'32.445 (7)
10	B.BINDER	18.388	E.BASTIANINI	29.189	A.RINS	26.282	M.MARQUEZ	18.500	10	M.VIÑALES	1'32.476	1'32.685 (9)
11	P.ESPARGARO	18.396	A.MARQUEZ	29.244	E.BASTIANINI	26.589	A.MARQUEZ	18.503	11	L.MARINI	1'32.631	1'33.152 (12)
12	I.LECUONA	18.405	F.BAGNAIA	29.264	F.QUARTARARO	26.594	P.ESPARGARO	18.512	12	E.BASTIANINI	1'32.632	1'33.024 (11)
13	E.BASTIANINI	18.427	J.MILLER	29.300	I.LECUONA	26.611	L.MARINI	18.528	13	B.BINDER	1'33.056	1'33.589 (16)
14	A.MARQUEZ	18.475	F.QUARTARARO	29.336	C.CRUTCHLOW	26.639	M.VIÑALES	18.596	14	T.NAKAGAMI	1'33.066	1'33.658 (17)
15	M.VIÑALES	18.501	B.BINDER	29.431	J.MILLER	26.644	J.MILLER	18.605	15	J.MILLER	1'33.108	1'33.453 (14)
16	J.MILLER	18.559	D.PETRUCCI	29.437	D.PETRUCCI	26.646	A.ESPARGARO	18.630	16	P.ESPARGAR	1'33.158	1'33.415 (13)
17	T.NAKAGAMI	18.572	J.MARTIN	29.483	D.PEDROSA	26.719	J.MARTIN	18.650	17	J.MARTIN	1'33.346	1'33.906 (19)
18	D.PEDROSA	18.597	P.ESPARGARO	29.492	P.ESPARGARO	26.758	T.NAKAGAMI	18.670	18	F.QUARTARAR	1'33.439	1'33.498 (15)
19	V.ROSSI	18.618	V.ROSSI	29.493	L.MARINI	26.770	D.PEDROSA	18.717	19	D.PETRUCCI	1'33.613	1'33.684 (18)
20	C.CRUTCHLOW	18.621	T.NAKAGAMI	29.587	V.ROSSI	26.781	F.QUARTARARO	18.773	20	V.ROSSI	1'33.723	1'34.582 (22)
21	F.QUARTARARO	18.736	D.PEDROSA	29.714	B.BINDER	26.824	V.ROSSI	18.831	21	D.PEDROSA	1'33.747	1'33.954 (21)
22	D.PETRUCCI	19.050	C.CRUTCHLOW	29.733	J.MARTIN	26.976	C.CRUTCHLOW	18.865	22	C.CRUTCHLO	1'33.858	1'33.954 (20)
23	M.OLIVEIRA		M.OLIVEIRA	35.350	M.OLIVEIRA	31.223	M.OLIVEIRA		-1	M.OLIVEIRA		(-1)


These data/results cannot be reproduced, stored and/or transmitted in whole or in part by any manner of electronic, mechanical, photocopying, recording, broadcasting or otherwise now known or herein after developed without the previous express consent by the copyright owner, except for reproduction in daily press and regular printed publications on sale to the public within 60 days of the event related to those data/results and always provided that copyright symbol appears together as follows below.  
© DORNA, 2021





4318 m.

**MICHELIN® GRAND PRIX OF STYRIA****Free Practice Nr. 2****Fastest Laps Sequence**

<i>Practice Time</i>	 <i>Rider</i>	<i>Nation</i>	<i>Motorcycle</i>	<i>Time</i>	<i>Km/h</i>	<i>Rider's Lap</i>
<b>4'00.962</b>	27 Iker LECUONA	SPA	KTM	<b>1'37.716</b>	159.0	2
<b>7'48.703</b>	9 Danilo PETRUCCI	ITA	KTM	<b>1'36.188</b>	161.6	4
<b>8'01.602</b>	27 Iker LECUONA	SPA	KTM	<b>1'35.611</b>	162.5	4
<b>9'36.680</b>	27 Iker LECUONA	SPA	KTM	<b>1'35.078</b>	163.4	5
<b>11'10.999</b>	27 Iker LECUONA	SPA	KTM	<b>1'34.319</b>	164.8	6
<b>13'44.799</b>	93 Marc MARQUEZ	SPA	HONDA	<b>1'33.334</b>	166.5	6
<b>15'18.005</b>	93 Marc MARQUEZ	SPA	HONDA	<b>1'33.206</b>	166.7	7
<b>21'41.710</b>	93 Marc MARQUEZ	SPA	HONDA	<b>1'32.841</b>	167.4	11
<b>37'53.878</b>	5 Johann ZARCO	FRA	DUCATI	<b>1'32.807</b>	167.4	16
<b>39'00.899</b>	63 Francesco BAGNAIA	ITA	DUCATI	<b>1'32.310</b>	168.3	17
<b>39'51.820</b>	32 Lorenzo SAVADORI	ITA	APRILIA	<b>1'31.304</b>	170.2	15

These data/results cannot be reproduced, stored and/or transmitted in whole or in part by any manner of electronic, mechanical, photocopying, recording, broadcasting or otherwise now known or herein after developed without the previous express consent by the copyright owner, except for reproduction in daily press and regular printed publications on sale to the public within 60 days of the event related to those data/results and always provided that copyright symbol appears together as follows below.

© DORNA, 2021

Official MotoGP Timing by TISSOT  
www.motogp.com

Spielberg, Friday, August 06, 2021

